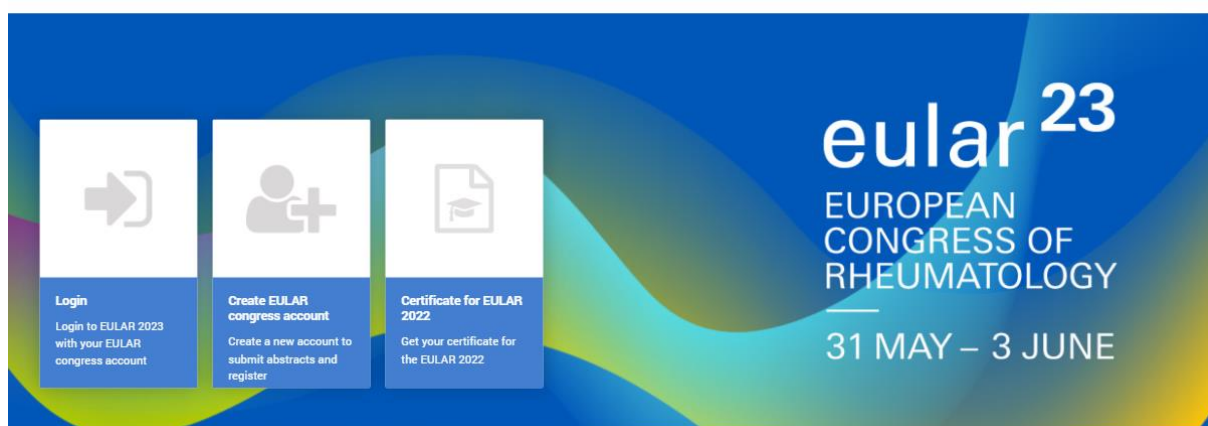


How to login to the EULAR Congress system

- Please go to <https://account-congress.eular.org/Home/Index/Account>

As a general note, EULAR advises to use the Google Chrome or Mozilla browsers for the best user experience.

- Click on the “Login” icon:



- Enter your email-address and the password, after that click on “Sign in”:

A screenshot of the 'Sign In' page for the EULAR 2023 congress. The page title is 'Sign In' and it prompts the user to 'Use your account to sign in'. Below this is a header image for 'eular 23 EUROPEAN CONGRESS OF RHEUMATOLOGY' with dates '31 MAY - 3 JUNE 2023'. A message states: 'EULAR 2023 operated for EULAR - European Alliance of Associations for Rheumatology utilizes the EULAR Congress Account. A personalized account is required to proceed.' The form contains an 'E-Mail' field with the address 'katerina.klimogianni@eular.org' and a 'Password' field with masked characters. There is a 'Remember me?' checkbox which is unchecked. At the bottom, there are three buttons: 'Sign in' (highlighted with a blue circle), 'Forgot password?', and 'Create a new account?'.

- You might tick the box “Remember me” if you are working on a safe device (e.g. your personal computer):

Sign In

Use your account to sign in



EULAR 2023 operated for EULAR - European Alliance of Associations for Rheumatology utilizes the EULAR Congress Account. A personalized account is required to proceed.

E-Mail

katerina.klimogianni@eular.org

Password

••••••••

Remember me?

Sign in

Forgot password?

Create a new account?

What to do if you forgot your password

- Should you forgot your password, please click the "Forgot password" button:

Sign In

Use your account to sign in



EULAR 2023 operated for EULAR - European Alliance of Associations for Rheumatology utilizes the EULAR Congress Account. A personalized account is required to proceed.

E-Mail

katerina.klimogianni@eular.org

Password

• |

Password is required.

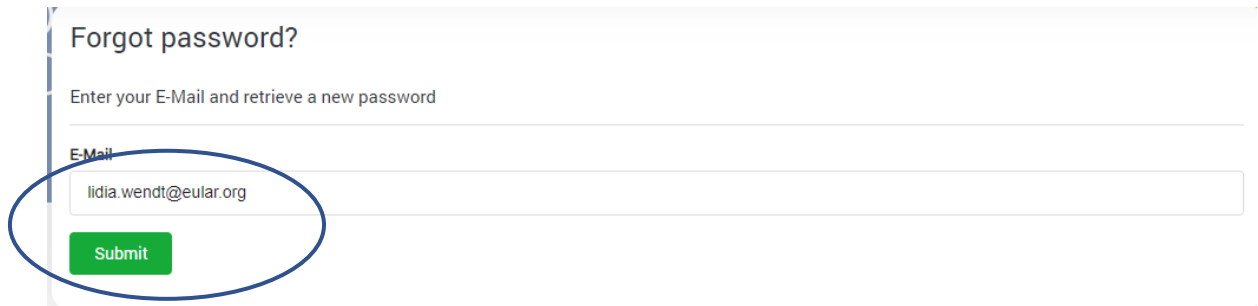
Remember me?

Sign in

Forgot password?

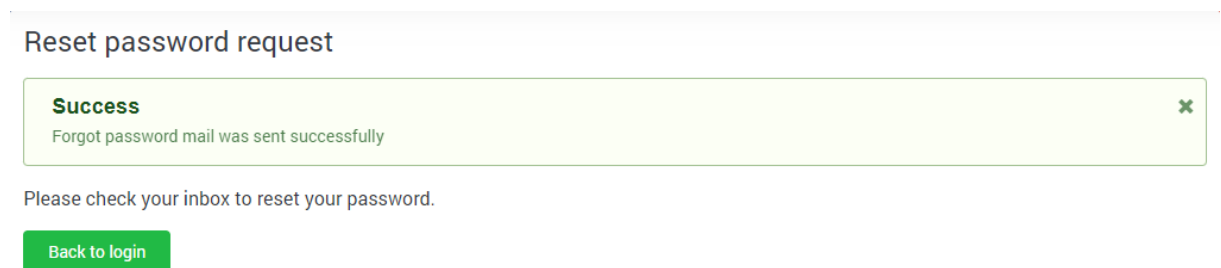
Create a new account?

- As the next step you will be asked to enter your email-address. Kindly do so and hit the “Submit” button:



- You will receive an automatic email to the email-address that you indicated:

Kindly make sure to check also the Spam folder.



- In the email please click the “RESET PASSWORD” button:

Password reset

Dear Lidia Wendt

You have requested a new password for your EULAR Congress account.

To reset your password, please follow the link below:



Kind regards,

- Please enter the new password in the fields “Password” and “Confirm password” and hit “Save”:

Reset password

Password was reset. Please choose a new password

E-Mail

lidia.wendt@eular.org

Password

.....

Confirm password

.....



Save

- After that, your new password is saved and ready for use:

Reset password confirmation

Your password has been reset.

Login