

eular


EULAR 2023

Presentation Upload Guidelines for Poster Presenters

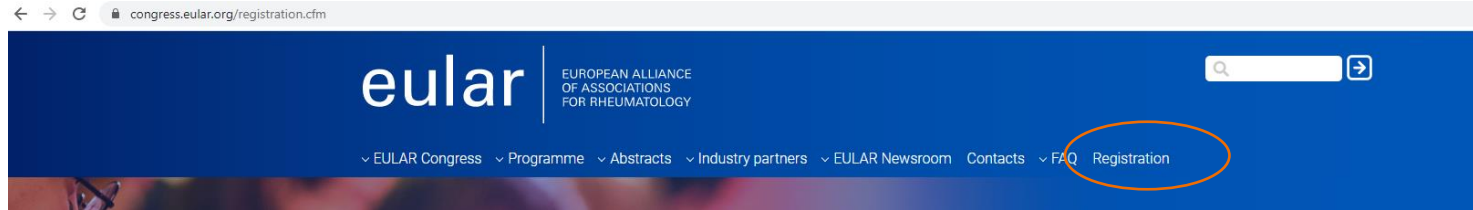


EUROPEAN ALLIANCE OF ASSOCIATIONS FOR RHEUMATOLOGY

Step 1: Access your account via the EULAR Congress Website



Step 2: Click on Registration, then click on Create Account/Login



EULAR 2023 | CONGRESS REGISTRATION

The EULAR Congress is comprised of an extensive network of innovative minds working towards illustrating the latest scientific breakthroughs in clinical, translational, and basic sciences, discussing what is new in dedicated sessions, presenting data on how to treat rheumatic and musculoskeletal diseases (RMDs), giving view to the transfer of results from bench to bedside, showing the practical aspects of our specialty in specific workshop discussions, offering debates, and, in essence, displaying the future of Rheumatology.

EULAR 2023 Congress will be held onsite in Milan.

Read the [EULAR 2023 Welcome message from the EULAR President](#).

Registration is open!


[Login / Register](#)

Step 3: Click “Login” and Sign into your account

The banner features three white boxes with icons and blue text boxes below them. The first box has a right-pointing arrow icon and a blue box labeled 'Login' with the text 'Login to EULAR 2023 with your EULAR congress account'. The second box has a person with a plus sign icon and a blue box labeled 'Create EULAR congress account' with the text 'Create a new account to submit abstracts and register'. The third box has a document with a graduation cap icon and a blue box labeled 'Certificate for EULAR 2022' with the text 'Get your certificate for the EULAR 2022'. On the right, the text reads 'eular 23 EUROPEAN CONGRESS OF RHEUMATOLOGY 31 MAY – 3 JUNE'. A blue circle highlights the 'Login' button, and a blue arrow points from it to the 'Sign In' form below.

Sign In

Use your account to sign in



EULAR 23
EUROPEAN CONGRESS OF RHEUMATOLOGY
31 MAY - 3 JUNE 2023

EULAR 2023 operated for EULAR - European Alliance of Associations for Rheumatology utilizes the EULAR Congress Account. A personalized account is required to proceed.

E-Mail
email@domain.com


Password
••••••••

Remember me?

[Sign in](#) [Forgot password?](#) [Create a new account?](#)

Step 4: Click on the “Content Submission” module.

Please note: ONLY and ONLY the **poster presenting author** can access and see the content submission module including the oral abstract.



Step 5: You are on the “Content Submission” module homepage.

Please note: ONLY and ONLY the poster **presenting author** can access and see the content submission module including the oral abstract. Please follow the below instructions:

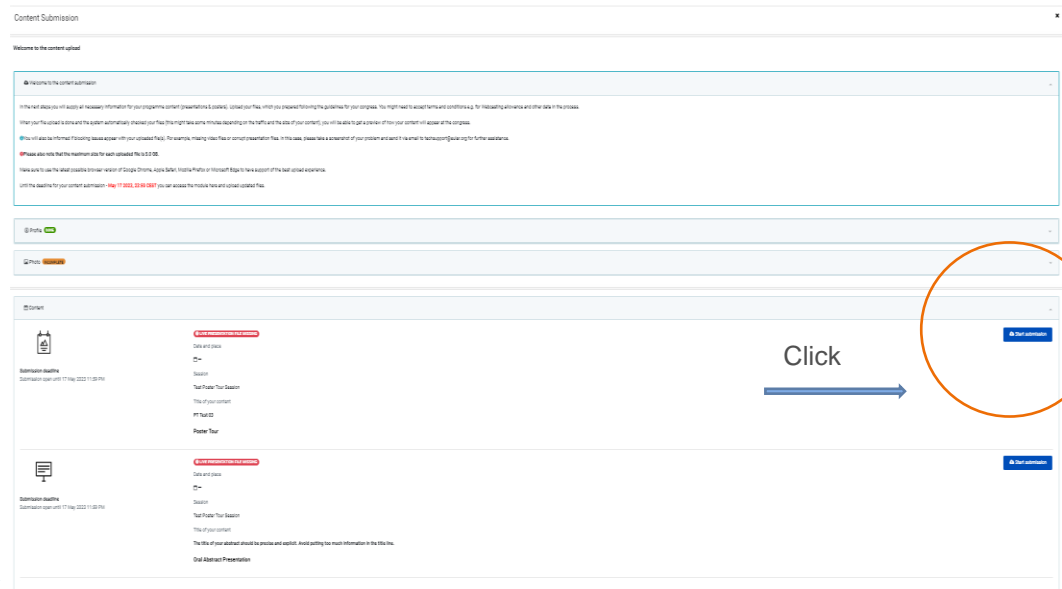
1. Read the welcome instructions



2. Click on “Edit profile” to add your biography (max. 4000 char. inc. spaces) and personal information directly from this page



3. Edit your photo (min. 640 x 480 px JPG)



Step 6: Your presentation slots will appear. Click on “Start Submission” to upload your content accordingly.

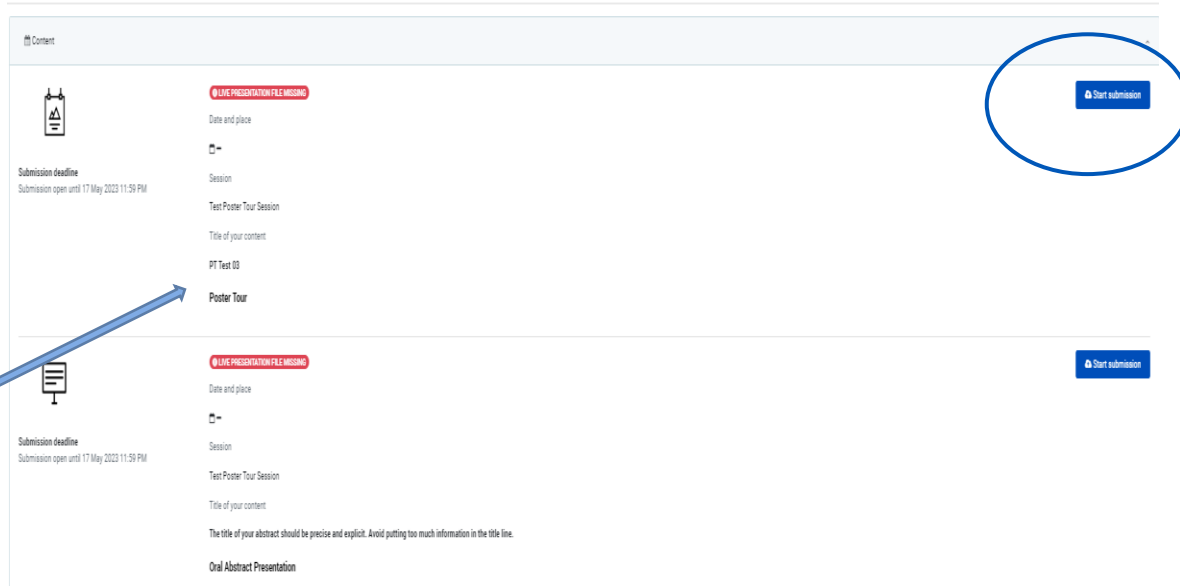
Are they all your presentations? If yes, **click on “Start submission”**

Important note: the minimum requirement for poster tour presentation and poster display is the **poster PDF**.

Please note the information about the acceptance status of your abstract highlighted in grey.

Please use **high quality images**.

Before you start your submission, please make sure to follow our [guidelines on the EULAR website](#).



Step 7: Please accept the mandatory *EULAR Webcasting Policy* for each content upload.

Webcast Policy - Poster Presentation

Your poster presentation will be made available during EULAR 2023 Congress to all participants of the live onsite congress (31 May-3 June 2023) and thereafter as on-demand content until 31 December 2023 23:59 CEST. To be able to do this, EULAR is asking you to grant EULAR an exclusive licence during the onsite congress (31 May - 3 June 2023) to your poster presentation, including slides, images, voice etc. (hereinafter the 'Content').

[Download](#)

Acceptance is mandatory
I accept the condition 'Webcast Policy - Poster Presentation' Yes


[Back](#) [Next](#)

For more information on the full *EULAR Webcasting Policy*, you can click on “Download” to read.


Step 8: Click “Choose Files” to upload your Poster Presentation (PDF format).

Content Submission

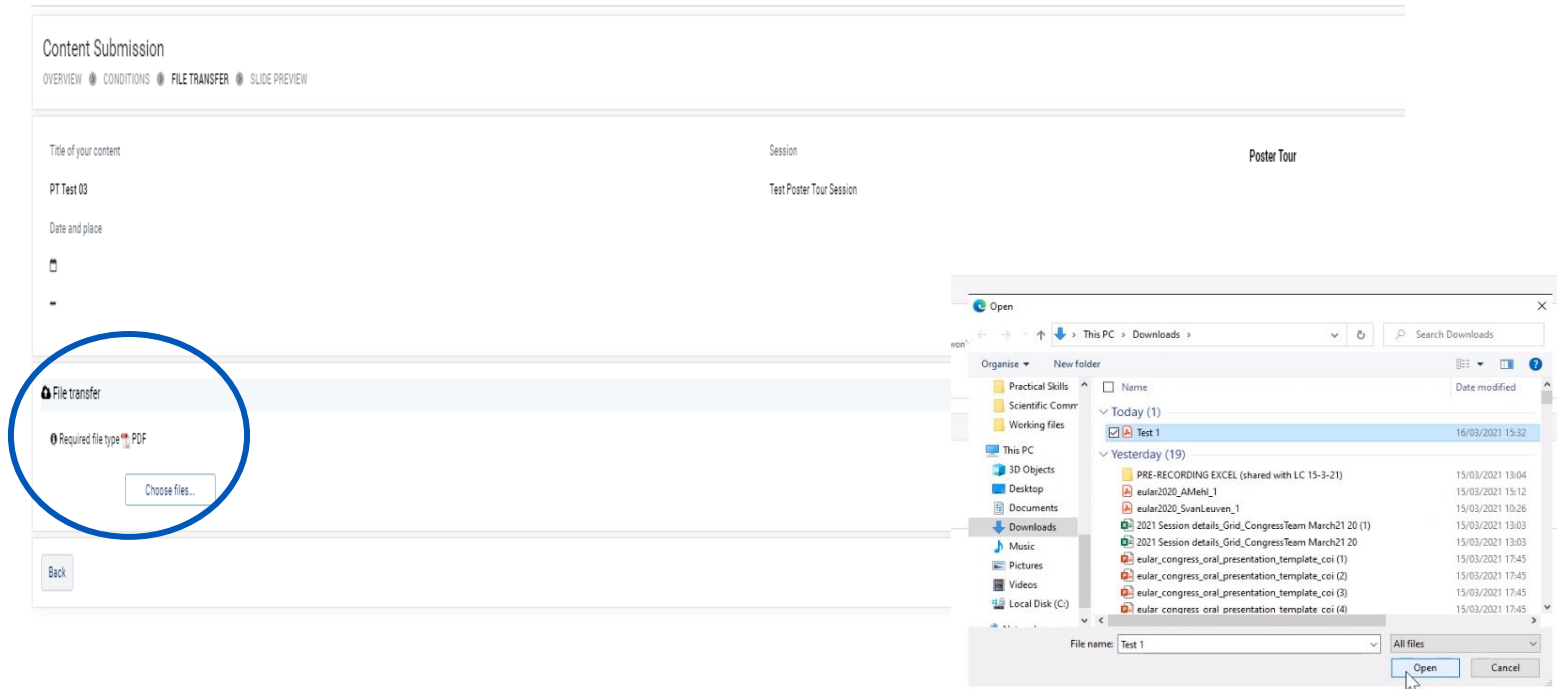
OVERVIEW ● CONDITIONS ● FILE TRANSFER ● SLIDE PREVIEW

Title of your content	Session	Poster Tour
PT Test 03	Test Poster Tour Session	
Date and place		
		
-		

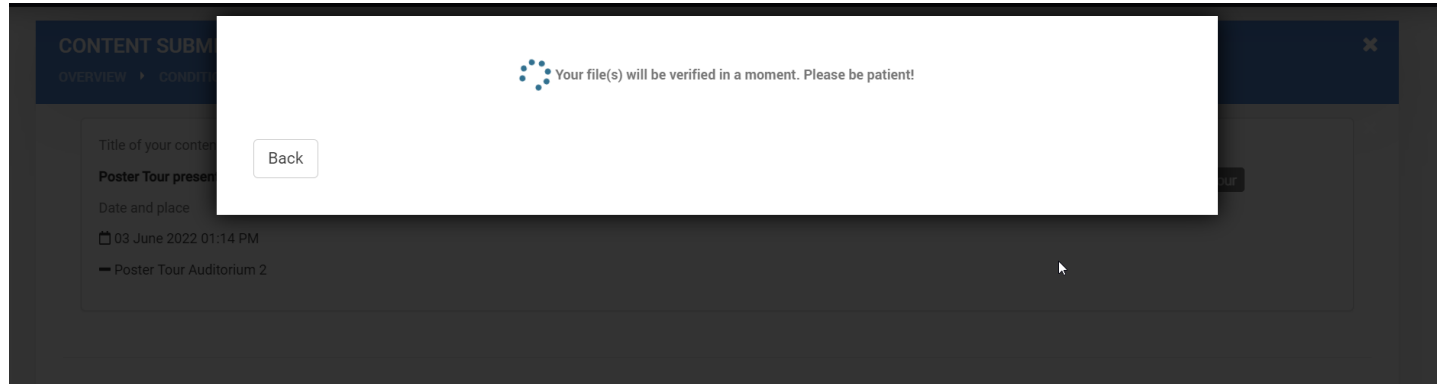
File transfer

Required file type  PDF

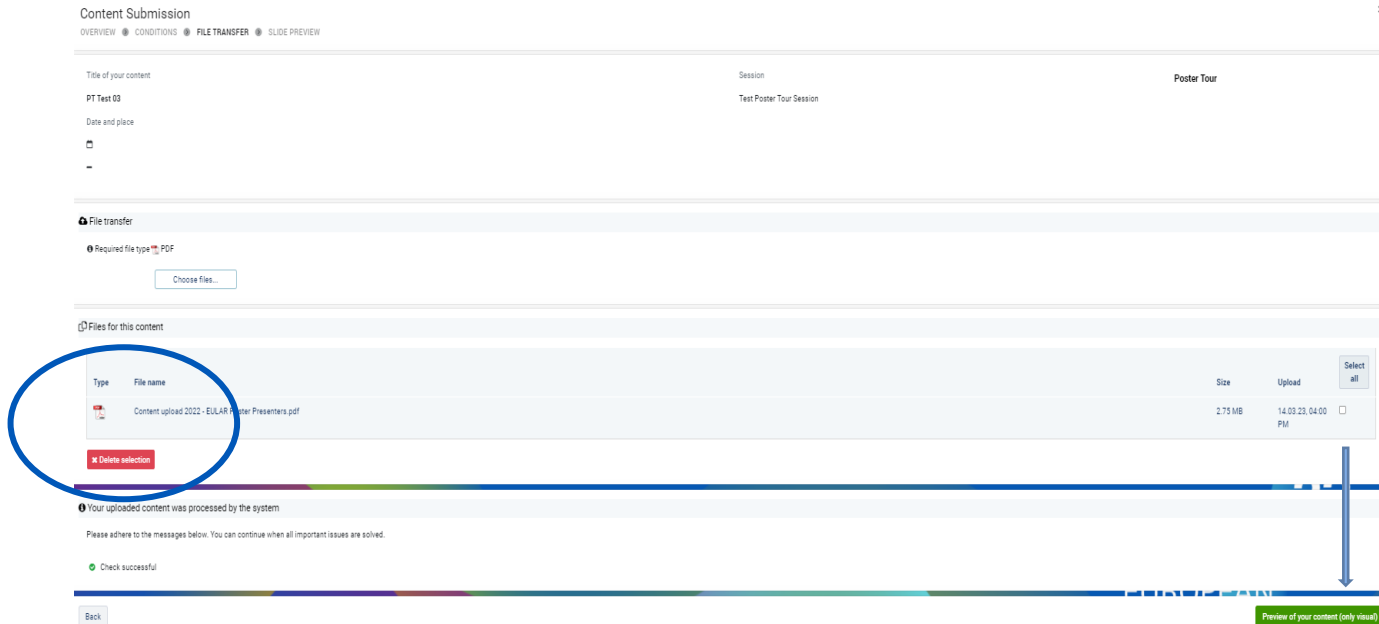
Step 9: A pop-up window will appear then select your desired PDF file and click “Open”.



A pop-up window will appear and the presentation will then be automatically processed. **Upload processing time will depend on the file size.**



If your presentation is uploaded successfully, you will see a **GREEN** box.



If the box is **ORANGE** or displays an error message, then there is an issue with your file. Please email techsupport@eular.org immediately with a screenshot, and we will assist you from there.


Step 10: Click on “Preview of your content (only visual)” to proceed.

2. File transfer

Required file type PDF

Choose files...

Files for this content

Type	File name	Size	Upload	Select all
	POS0058.pdf	1.04 MB	30.03.22, 08:33 PM	<input type="checkbox"/>

Delete selection

Your uploaded content was processed by the system

Please adhere to the messages below. You can continue when all important issues are solved.

- Check successful

Back

Preview of your content (only visual)

You are now done with your upload, congratulations! 

You can always come back to [Review/Edit](#) your file again, if you wish.

Deadline for uploads: 17 May 2023, 23:59 CEST
(Review/Edit function will also close on 17 May 2023)



The screenshot displays the submission interface with the following elements:

- Notification:** A green banner at the top reads "LIVE PRESENTATION FILE UPLOADED".
- Submission deadline:** A section with a calendar icon indicates "Submission open until 17 May 2023 11:59 PM".
- Last change:** A section with a clock icon indicates "14 March 2023 04:00 PM".
- Form fields:** Fields for "Date and place", "Session" (with a dropdown arrow), "Test Poster Tour Session", "Title of your content", "PT Test 03", and "Poster Tour".
- Action:** A blue button labeled "Edit" is located in the top right corner.